



**Devon and Cornwall Police and
Crime Panel**

c/o Plymouth City Council
Democratic Support
Floor 3, Ballard House
West Hoe Road
Plymouth PL1 3BJ

Please ask for Lynn Young
T 01752 304163
E democratic.support@plymouth.gov.uk
www.plymouth.gov.uk/democracy
Published: 3 October 2016

DEVON AND CORNWALL POLICE AND CRIME PANEL SUPPLEMENT

Friday 7 October 2016

10.30 am

Council House (Next to the Civic Centre), Plymouth

Members:

Councillor Croad (Devon County Council), Chair.
Councillor Batters (Cornwall Council), Vice-Chair.
Councillors Barker (Teignbridge District Council), Geoff Brown (Cornwall Council), Boundy (Torridge District Council), Downie (Plymouth City Council), Excell (Torbay Council), Martin (Cornwall Council), Mathews (North Devon District Council), Moulson (Isles of Scilly), Penberthy (substitute for Councillor Philippa Davey) (Plymouth City Council), Saltern (South Hams District Council), Sanders (West Devon District Council), Mrs Squires (Mid Devon District Council), Sutton (Exeter City Council), Toms (Cornwall Council), Watson (Cornwall Council) and Wright (East Devon District Council).

Independent Members:

Yvonne Atkinson (Devon) and Sarah Wakfer (Cornwall and Isles of Scilly).

Please find attached additional information in relation to agenda item number 9.

Tracey Lee

Chief Executive





Devon and Cornwall Police and Crime Panel

9. Police and Crime Commissioner's Performance Report (Pages 1 - 2)

The Panel will receive an update from the Police and Crime Commissioner in respect of performance against objectives and performance measures in the Police and Crime Plan.

APPENDIX 1

Priority	Headline Measure	Aim	Baseline	Rolling 12 months to 31/08/2016	%age change	Narrative	OPCC Judgement
To make our area a safer place to live work and visit - reducing the likelihood that people will become victims of crime	Victim based crime (excluding domestic and sexual abuse and hate crime)	Improvement in performance is expected - reductions in victim based crime should continue to reflect national downward trends	64506*	56518	-12.4%	Trends in victim-based crime have been reducing steadily since August 2013. Performance over the 12 months to end of August 2016 is showing a reduction of 12% compared to the baseline three year average. Principle offence categories driving this over the last 12 months are the acquisitive offences: burglary dwelling -2%, n=2468, burglary non-dwelling -5%, n=3419, vehicle offences -3%, n=4491, shoplifting -15%, n=6308 and other theft -5%, n=10678. The force is currently ranked as the 2nd best nationally.	
	Number of recorded domestic abuse crimes and non-crime incidents	Increased public confidence to report	27447*	26689	-2.8%	As anticipated the previously reported increasing trend is now showing a small but significant decrease. Reported domestic violence has increased by 1% in the last year and domestic-related sexual offences including rape by 11%. By contrast there have been reductions in domestic-related burglary offences and non-crime incidents that are driving the reducing trend overall. Although this might suggest that reporting of the higher harm areas of domestic abuse is increasing it is particularly concerning that non-crime incidents are reducing. Further work is needed to understand the implications of this, especially on victims willingness to report. The recently introduced service quality surveys should help to describe this further.	
	Number of recorded rape and sexual assault offences	Increased public confidence to report	1976*	2866	45.0%	Trends in police recorded sexual offences have been resolutely increasing and in particular increases in reporting of historic offences would suggest that this measure is being attained. Increases in Devon & Cornwall have been less than experienced elsewhere nationally.	
	Number of recorded hate crimes (and incidents?)	Increased public confidence to report	1116*	1161	4.0%	Hate crime and incidents for the year increased by 4% (n=1161) as compared to the previous 12 months. Recorded hate crime has increased by 14%. Increases in this area have occurred specifically over the last 3 months. Further work is being undertaken to understand what is driving this and how the police can best respond.	
	Average time taken to answer FEC calls	Transformation of performance is required	8.8 mins	4 mins	-55%	There has been a significant improvement in the time taken to answer non-urgent 101 calls. In the three months before the start of the peak summer season answer time averages were in the region of 3 minutes. Over the peak summer period in July and August this rose but remained under 5 minutes. We continue to monitor performance and work is continuing to ensure that this improvement is sustained.	
	%age of 999 calls answered in target	Current good performance of 87% of 999 calls answered in target should be maintained	87%†	93.00%	6.90%	Currently being attained	
	Public confidence from CSEW question 'Taking everything into account how good a job do you think the police are doing in this area?'	Current good performance of 65% responding 'good' or 'excellent' should be maintained	65%†	72%	3%	Currently being attained	

To reduce the crime and harm caused by the misuse of alcohol	Number of recorded violence with injury offences per 1000 popn (excluding DA)	Improvement in performance is expected by reducing the rate of offending per 1000 popn	4.4*	4.8	9.1%	Current trends against the 3 year baseline suggest that violence with injury has increased albeit at a lower rate than has been reported elsewhere nationally (n=7969 in the last 12 months). This increase is against an expectation that it should reduce. Much of this increase is attributed to the addition of offences involving dogs to this catgeory of crimes.	
	Number of most serious violence with injury offences per 1000 popn (excluding DA) ²	Improvement in performance is expected with continued reductions	1.0*	0.5	-50%	There have been significant reductions in the most serious violent crime categories. These include those offences that result in the greatest level of harm to victims.	
	Number of recorded violence without injury offences per 1000 popn (excluding DA)	Improvement in performance is expected by reducing the rate of offending per 1000 popn	3.2*	5.4	68.8%	Violence without injury remains a challenge to performance in Devon & Cornwall. The increase in violence without injury since April 2015 is attributed to the inclusion of new offence types including online harassment offences.	
	Number of recorded alcohol-related violent crime offences per 1000 popn (excluding DA)	Currently monitoring this new measure in order to establish criteria	2.7†	2.5	-7.4%	Alcohol is currently recorded as a factor in 27% of violent offences. However partner data suggests a much higher rate of influence. ARID data consistently indicates that alcohol is a factor in approximately 70% of cases presenting at A&E. This difference may be partially explained by the type and severity of violence that is reported through hospitals, however we continue to work with police and partners to build confidence in the data.	

Key


* = Baseline taken from 3 year average

† = Baseline taken from 12 month average

‡ = Target



Currently achieving expected attainment level



Achievement of expected attainment at risk



Not achieving expected attainment level

Page 2